



1. To access Canvas from your tablet or smartphone, you must first download the app from the app portal, GooglePlay or the AppStore.
2. Open the Canvas app on your tablet or smartphone.

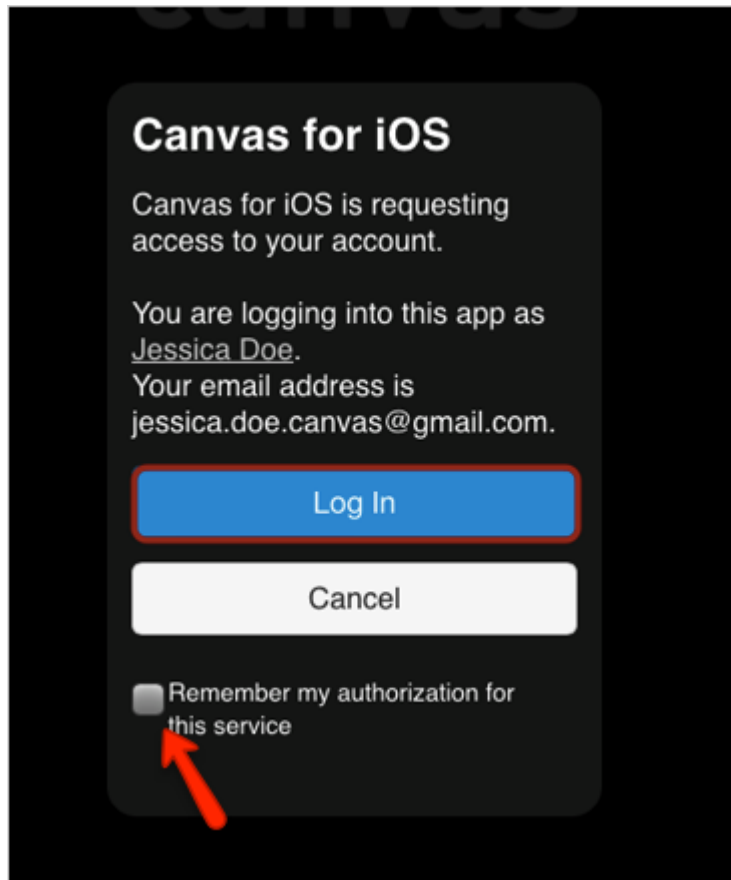


3. Do not enable location services or notifications - you should only have to do this once
4. Where it asks go find your school, type in the correct web address for our Southern Hancock Canvas page - newpal.instructure.com

Enter Canvas URL



5. You will be taken to a login screen
6. The student's username and password should be the same as for most programs; year of graduation with first and last name for username. Password will be DragonsXXXX with XXXX being the lunch number. Parents should use their observer account username or password.
7. If you click on the option to stay logged in, Canvas will not log the student or parent out of the app and the process will not need repeated.



8. Once students are logged in, they will see all the classes in which they are enrolled and that have been published by the teacher. Parents will see their enrolled students and can access classes by clicking on their names.

